

Placement of a posterior PFM crown with a versatile resin-modified glass ionomer cement

A case study by Dr. Carlos Eduardo Sabrosa, DDS, MSD, DScD featuring 3M™ RelyX™ Luting 2 Resin Modified Glass Ionomer Cement



Fig. 1: Initial situation with a failing partial crown on a molar. The need for endodontic treatment with a fiber post was identified.



Fig. 2: Tooth preparation after endodontic treatment, placement of a fiber post and core build up.



Fig. 3: Placement of a retraction cord after mechanically cleaning from temporary cement (e.g. pumice paste).

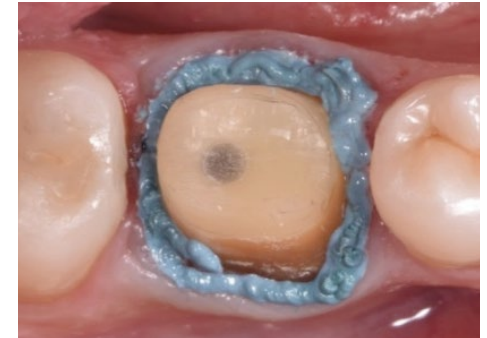


Fig. 4: Application of 3M™ Astringent Retraction Paste to ensure there is no bleeding.



Fig. 5: Impression with hydrophilic VPS impression materials is copied well.



Fig. 6: Laboratory cast of the crown.



Fig. 7: PFM crown fabricated in the laboratory.



Fig. 8: Intaglio view of the PFM crown before sandblasting.

Placement of a posterior PFM crown with a versatile resin-modified glass ionomer cement cont.

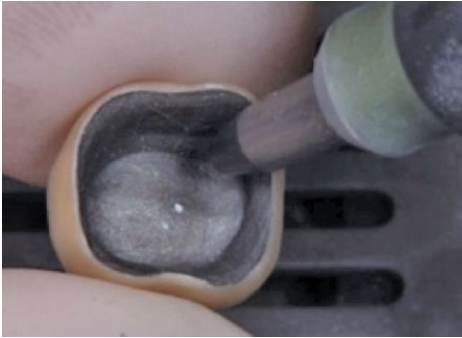


Fig. 9: The crown is sandblasted with particles of 30 or 50 μm (2 bar or 30 PSI) to increase microretention. Note the change in color of the metal after sandblasting.

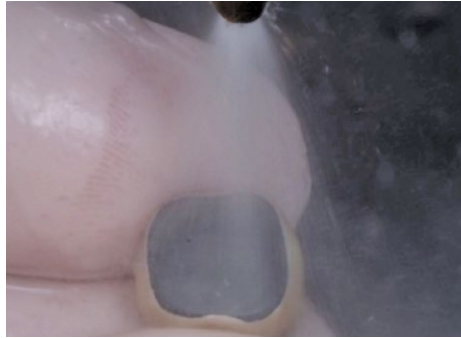


Fig. 10: Rinse with water and dry with oil free air.



Fig. 11: Apply a thin layer of the cement directly into the crown and seat the crown with firm finger pressure. Excess can be easily removed in the gel stage while holding the crown in place after a five second tack cure or two minutes after seating. Final cure is achieved five minutes after seating. Finish and adjust occlusion.



Fig. 12: Final clinical situation after clean up and adjustment.

3M

3M Oral Care
2510 Conway Avenue
St. Paul, MN 55144-1000 USA

Phone 1-800-634-2249
Web 3M.com/Dental

3M.com/DentalCements

Before using the products described, please refer to the instructions for use provided with the product packages.

The featured 3M product may be known with an alternative name in different regions.

3M and RelyX are trademarks of 3M or 3M Deutschland GmbH. Used under license in Canada. All other trademarks are owned by other companies. Please recycle. Printed in U.S.A. © 3M 2017. All rights reserved. Dr. Sabrosa has received an honorarium from 3M Oral Care. 70-2013-7008-0